



**ROOSEVELT ISLAND OPERATING CORP
PUBLIC SAFETY DEPARTMENT**



CRIME REPORT- MAY 2024

Type of Incident	Classification	Count This Month				Year to Date			Year 2023 Totals	Percentage Change
		Arrests	Non-Arrests	Total	Locations	Arrests	Non-Arrests	Total		
GRAND LARCENY	Index Crimes	0	0	0	N/A	0	0	0	7	-100.00%
GR. LARCENY AUTO	Index Crimes	0	0	0	N/A	0	1	1	0	0.00%
ASSAULT	Index Crimes	0	2	2	P-2, P-12	0	7	7	7	0.00%
BURGLARY	Index Crimes	0	0	0	N/A	0	0	0	2	-100.00%
ROBBERY	Index Crimes	0	0	0	N/A	0	1	1	1	0.00%
RAPE	Index Crimes	0	0	0	N/A	0	0	0	0	0.00%
MURDER	Index Crimes	0	0	0	N/A	0	0	0	0	0.00%
TOTAL		0	2	2		0	9	9	17	-47.06%

Type of Incident	Classification	Count This Month				Year to Date			Year 2023 Totals	Percentage Change
		Arrests	Non-Arrests	Total	Locations	Arrests	Non-Arrests	Total		
AGG. HARASSMENT	Misdemeanors	0	0	0	N/A	0	3	3	0	0.00%
PETIT LARCENY	Misdemeanors	1	4	5	P-2(A), P-4, P-7(3)	2	13	15	68	-77.94%
CRIMINAL MISCHIEF MISDEMEANOR	Misdemeanors	0	1	1	P-2	0	4	4	13	-69.23%
ASSAULTS	Misdemeanors	0	0	0	N/A	0	0	0	0	0.00%
OTHER MISDEMEANOR	Misdemeanors	1	0	1	P-2(A)	1	0	1	0	0.00%
TOTAL		2	5	7		3	20	23	81	-71.60%

Type of Incident	Classification	Count This Month				Year to Date			Year 2023 Totals	Percentage Change
		Arrests	Non-Arrests	Total	Locations	Arrests	Non-Arrests	Total		
NOISE	Violations- Non Crimes	0	16	16	460(5), 546, 560(2), 595(2), P-2(2), P-4(3), P-6	0	77	77	85	-9.41%
GRAFFITI	Violations- Non Crimes	0	1	1	P-1	0	3	3	3	0.00%
TRESPASS	Violations- Non Crimes	0	2	2	580, P-11	3	9	12	13	-7.69%
HARASSMENT	Violations- Non Crimes	0	3	3	595, P-4, P-7	0	21	21	25	-16.00%
DISORDERLY CONDUCT	Violations- Non Crimes	0	4	4	P-4(OA), P-5, P-7, P-8B	3	11	14	13	7.69%
DOMESTIC DISPUTE	Violations- Non Crimes	0	11	11	460(2), 460(OA), 560(4), 580, P-6, P-7, P-11	1	36	37	21	76.19%
OTHER	Violations- Non Crimes	3	11	14	P-2,P-3(A),P-4(2),P-4(A),P-5(A),P-7(3),P-9(2),P-10,P-11,P-12	7	36	43	53	-18.87%
TOTAL		3	48	51		14	193	207	213	-2.82%

Type of Incident	Classification	Count This Month	Year to Date	Year 2023 Totals	Percentage Change
"A" PARKING VIOLATIONS	Parking Violations	512	2378	2048	16.11%
"B" TRAFFIC VIOLATIONS	Traffic Violations	33	80	159	-49.69%
TOTAL			2458	2207	11.37%



Roosevelt Island Operating Corp
Public Safety Department



CRIME TREND ANALYSIS- MAY 2024

May 2024 Crime Trend Analysis

Index Crimes

Trending Up N/A

Trending Down ASSAULT

Misdemeanors

Trending Up PETIT LARCENY

Trending Down N/A

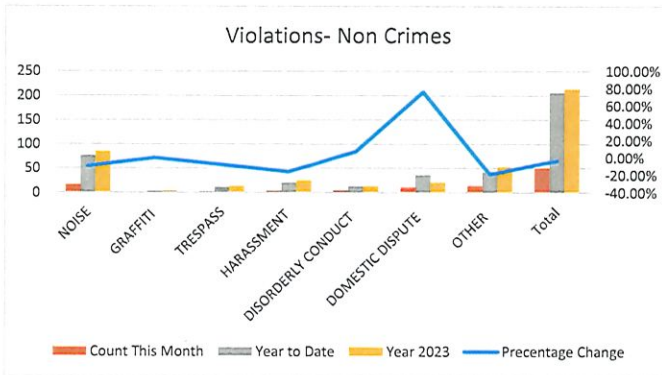
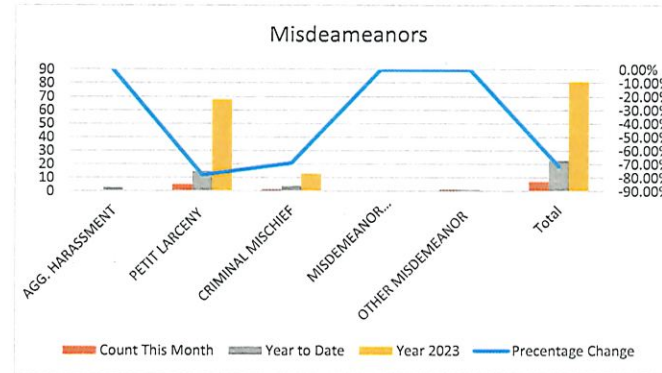
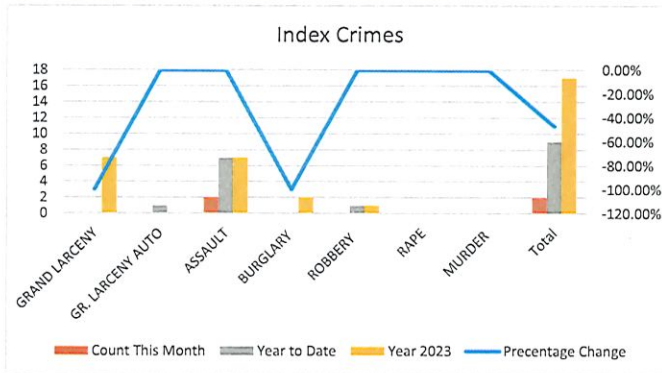
Violations- Non Crimes

Trending Up DOMESTIC DISPUTES

Trending Down NOISE

Parking Violations Total 512

Traffic Violations Total 33





**ROOSEVELT ISLAND OPERATING CORP
PUBLIC SAFETY DEPARTMENT**



**REPORT: MAY 2024
CALLS FOR SERVICES / RESPONSES**

TYPE OF INCIDENT	JAN	FEB	MAR	APR	MAY	JUN	JUL	AUG	SEPT	OCT	NOV	DEC	YTD	Percentage of Total
AIDED (EMS / TRANSPORT CASES)	68	75	71	108	120								442	40.00%
INVESTIGATIONS (NON-CRIM.)	26	28	32	50	42								178	16.11%
FOUND PROPERTY	44	35	43	55	45								222	20.09%
DISPUTES (VERBAL)	14	8	8	12	20								62	5.61%
HAZARDOUS CONDITION	7	6	2	2	2								19	1.72%
LOST / MISSING PROPERTY	7	3	6	4	8								28	2.53%
VEHICLE ACCIDENT	4	3	0	1	9								17	1.54%
SMOKE ALARMS/CONDITION/FIRE	6	4	1	1	3								15	1.36%
UNSECURED(VEH/PREMISE)	6	5	2	4	8								25	2.26%
PROP. DAMAGE (NON-CRIM)	2	3	0	0	4								9	0.81%
WATER LEAK	2	1	2	6	3								14	1.27%
JUVENILE RELATED (INCIDENTS)	1	1	3	3	5								13	1.18%
ALARMS (VEH/PREMISE)	0	0	0	2	0								2	0.18%
POSSIBLE ILLEGAL SUBSTANCE	0	0	0	0	0								0	0.00%
ANIMAL NUISANCE	1	3	7	9	6								26	2.35%
ESCORTS	0	0	4	2	4								10	0.90%
GAS LEAK	2	5	2	2	1								12	1.09%
HEALTH HAZARDOUS CONDITION	0	0	1	0	1								2	0.18%
DISABLE VEHICLES	1	0	2	0	0								3	0.27%
HOUSING (LANDLORD-TENANT)	0	0	0	0	0								0	0.00%
ILLEGAL DUMPING(GARBAGE)	0	0	0	0	0								0	0.00%
LOCK-OUT (VEH/PREMISE)	0	0	0	0	0								0	0.00%
COURT DOCUMENT (SERVING)	0	0	0	0	0								0	0.00%
IDENTITY THEFT	0	0	0	0	0								0	0.00%
RECOVERED PROPERTY	0	0	1	0	0								1	0.09%
CHILD ABUSE	0	0	0	0	0								0	0.00%
EVICTON	0	0	0	0	0								0	0.00%
SHOPLIFTING	0	0	0	0	0								0	0.00%
VISITATION(CHILD CUSTODY)	1	1	1	2	0								5	0.45%
TOTALS	192	181	188	263	281	0	0	0	0	0	0	0	1105	



ROOSEVELT ISLAND OPERATING CORP PUBLIC SAFETY DEPARTMENT



CALL FOR SERVICE REPORT May 2024

May Calls for Services Summary

1. Aided
2. Found Property
3. Investigations Non-Criminal

Overall May Calls for Service 281

Calls for Service

